






























# Compressed Instructions For Printing Wallet-Size Hard Copies To Laminate For Durability






























## Manually Programming A Baofeng HT Radio Simplex Channel

1. Enter *Frequency* mode -----  (UV-82 press  turn radio on)
2. Activate the *Upper* display ----- 
3. Select the correct BAND [only if necessary for your radio]
4. Turn TDR off -----  **7**  ----- [-0-] -----  
5. Delete channel -----  **28**  -- [number XXX] ---  
6. Enter *Frequency* ----- [XXXXXX]
7. **Receive** CTCSS tone --  **11**  ----- [-0-] -----  
8. **Transmit** CTCSS tone  **13**  ----- [-0-] -----  
9. **Offset** direction Off ---  **25**  ----- [-0-] -----  
10. Save to channel -----  **27**  --- [number XXX] ---  
11. Enter *Channel* mode --  or (UV-82 press  turn radio on)

**Note** – CTCSS and DCS Tones are typically *not* used for **Simplex** HAM radio operation so (unless you want to use a Tone for Simplex operation) be sure to set them to **-0-** (Off) for **Simplex** channels just in case you programmed a **Duplex** channel with a CTCSS or DCS (Tx and/or Rx) Tone the last time you manually programmed your radio.

## Manually Programming A Baofeng HT Radio Duplex (repeater) Channel

Step 8 is *not* necessary unless multiple repeaters using the same output frequency are nearby.

1. Enter *Frequency* mode ----  (UV-82 press  & turn radio on)
2. Activate *Upper* display ---- 
3. Select the correct BAND [only if necessary for your radio]
4. Turn TDR off ----  **7**  ----- [-0-] -----  
5. Delete channel ---  **28**  ---- [number XXX] ----  
6. Enter repeater **Output** frequency ----- [XXXXXX]
7. **Tx** CTCSS tone --  **13**  --- [enter/select tone] --  
8. **Rx** CTCSS tone --  **11**  --- [enter/select tone] --  
9. Save to channel --  **27**  ---- [number XXX] ----  
10. Enter repeater **Input** frequency ----- [XXXXXX] (**Output +** or **- Offset**)
11. Save to channel --  **27**  ---- [number XXX] ----  
12. Enter *Channel* mode -----  or (UV-82 press  turn radio on)